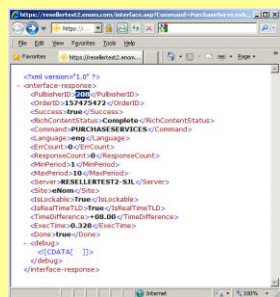


Quickstart API guide for RichContent

RichContent allows users to quickly and easily add dynamic, relevant content to their Web sites. This document is intended to be a concise guide to selling and configuring this product using our API.

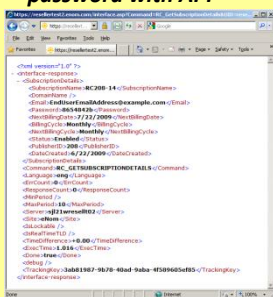
Once the RichContent product is purchased and configured, the end user manages it using a separate control panel, <http://www.richcontentwidget.com>.

1. Purchase with API



```
<?xml version='1.0' ?>
<interface-response>
  <PublisherID>123</PublisherID>
  <ContentID>1234567</ContentID>
  <Success>true</Success>
  <RichContentStatus>Complete</RichContentStatus>
  <Command>PURCHASE</Command>
  <Language>eng</Language>
  <ContentID>1234567</ContentID>
  <ResponseCount>1</ResponseCount>
  <ResponseID>1234567</ResponseID>
  <MatchPeriod>30</MatchPeriod>
  <Service>RICHCONTENT</Service>
  <SiteName>Site1</SiteName>
  <Displayable>true</Displayable>
  <DefaultTimeID>true</DefaultTimeID>
  <TimeDifference>+08:00</TimeDifference>
  <ExecTime>0.208</ExecTime>
  <Done>true</Done>
  <data>
    <CDATA [ ]>
  </data>
</interface-response>
```

2. Get product login and password with API



```
<?xml version='1.0' ?>
<interface-response>
  <Username>RC2008-14</Username>
  <Password>1234567890</Password>
  <Command>GET</Command>
  <Language>eng</Language>
  <ContentID>1234567</ContentID>
  <ResponseCount>1</ResponseCount>
  <ResponseID>1234567</ResponseID>
  <MatchPeriod>30</MatchPeriod>
  <Service>RICHCONTENT</Service>
  <SiteName>Site1</SiteName>
  <Displayable>true</Displayable>
  <DefaultTimeID>true</DefaultTimeID>
  <TimeDifference>+08:00</TimeDifference>
  <ExecTime>0.208</ExecTime>
  <Done>true</Done>
  <data>
    <CDATA [ ]>
  </data>
</interface-response>
```

3. Login with username and password to manage content and snippet

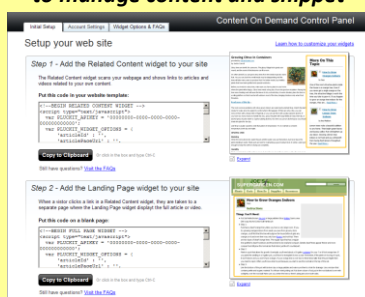


Table of Contents

- Purchase Commands
- Management Commands
- Sample Purchase Flow
- Reference: Detailed list of modified API commands and specifications

Purchase Commands

RichContent can be purchased in either of two ways:

AddToCart/InsertNewOrder

Add an item to the cart, and then insert that cart as a new order.

Sample URLs:

<https://resellertest.enom.com/interface.asp?Command=AddToCart&UID=resellid&PW=resellpw&ResponseType=XML&ProductType=RichContentFreeTrial&EndUserEmailAddress@example.com&Quantity=1>

<https://resellertest2.enom.com/interface.asp?Command=InsertNewOrder&UID=resellid&PW=resellpw&ResponseType=XML>

PurchaseServices

Submit an order for a service in real time.

Sample URL:

<https://resellertest.enom.com/interface.asp?Command=PurchaseServices&UID=resellid&PW=resellpw&ResponseType=XML&Service=RichContent&EmailAddress=EndUserEmailAddress@example.com&Quantity=1>

Management Commands

Once your orders for RichContent have completed, the products can be rudimentarily managed in the following ways:

RC_GetSubscriptions

Retrieve a list of RichContent subscriptions for a domain name account.

Sample URL:

https://resellertest.enom.com/interface.asp?Command=RC_GetSubscriptions&UID=resellid&PW=resellpw&ResponseType=XML&SortOrder=DESC&SortBy=Status&RecordsToReturn=10&StartPosition=1

RC_GetSubscriptionDetails

Retrieve information on one RichContent subscription.

Sample URL:

https://resellertest.enom.com/interface.asp?Command=RC_GetSubscriptionDetails&UID=resellid&PW=resellpw&ResponseType=XML&SubscriptionID=2757

RC_GetLoginToken

Retrieve the URL for logging into the RichContentWidget.com control panel. This command delivers an encrypted login token that signs the user in automatically.

Sample URL:

https://resellertest.enom.com/interface.asp?command=RC_GetLoginToken&uid=resellid&PW=resellpw&Email=steve102@enom.com&responsetype=xml

RC_SetSubscriptionDomain

Associate a domain name with a RichContent subscription.

Sample URL:

https://resellertest.enom.com/interface.asp?Command=RC_SetSubscriptionDomain&UID=resellid&PW=resellpw&ResponseType=XML&SubscriptionID=2757&SourceDomain=www.example.com

RC_SetSubscriptionName

Create a “friendly” user-designated display name for a RichContent subscription.

Sample URL:

http://resellertest.enom.com/interface.asp?command=RC_SetSubscriptionName&uid=resellid&pw=resellpw&SubscriptionID=2757&NewSubscriptionName=FriendlyName3&responsetype=xml

RC_SetPassword

Specify the password for all RichContent subscriptions associated with one email address.

Sample URL:

http://resellertest.enom.com/interface.asp?command=RC_SetPassword&uid=resellid&pw=resellpw&PublisherID=207&CurrentPassword=asdassaf&NewPassword=UserDesignatedPword4&responsetype=xml

RC_ResetPassword

When a user forgets the password to the RichContent control panel, generate a new password and email it to the user.

Sample URL:

http://resellertest.enom.com/interface.asp?command=RC_ResetPassword&uid=resellid&pw=resellpw&PublisherID=207&responsetype=xml

RC_SetBillingCycle

Set the duration, in months, of the billing cycle.

Sample URL:

http://resellertest.enom.com/interface.asp?command=RC_SetBillingCycle&uid=resellid&pw=resellpw&SubscriptionID=2812&Months=6&responsetype=xml

RC_FreeTrialCheck

Validate whether an email address is eligible for a free trial of RichContent.

SampleURL:

http://resellertest.enom.com/interface.asp?Command=RC_FreeTrialCheck&uid=resellid&pw=resellpw&email=john.doe@example.com&responsetype=xml

RC_CancelSubscription

Cancel or uncancel a RichContent subscription.

SampleURL:

http://resellertest.enom.com/interface.asp?command=RC_CancelSubscription&uid=resellid&pw=resellpw&SubscriptionID=2811&ReasonID=1&Comments=No longer needed

Sample Purchase Flow

The following is a sample of API commands, that when run in sequence, will purchase and manage a new RichContent subscription:

Here's the quickest way to do it:

- 1.) Purchase RichContent in real time:
<https://resellertest.enom.com/interface.asp?Command=PurchaseServices&UID=resellid&PW=resellpw&ResponseType=XML&Service=RichContent&EmailAddress=EndUserEmailAddress@example.com&Quantity=1>
- 2.) Find the Subscription ID for a single RichContent subscription (from a list of RichContent subscriptions in one domain name account):
https://resellertest.enom.com/interface.asp?Command=RC_GetSubscriptions&UID=resellid&PW=resellpw&ResponseType=XML
- 3.) Associate a domain name with a RichContent subscription:
https://resellertest.enom.com/interface.asp?Command=RC_SetSubscriptionDomain&UID=resellid&PW=resellpw&ResponseType=XML&SubscriptionID=2757&SourceDomain=www.example.com
- 4.) Display the RichContent subscription details to make sure the change was successful:
https://resellertest.enom.com/interface.asp?Command=RC_GetSubscriptionDetails&UID=resellid&PW=resellpw&ResponseType=XML&SubscriptionID=2757

Here's how to do it with the shopping cart:

- 1.) Add RichContent to the shopping cart:
<https://resellertest.enom.com/interface.asp?Command=AddToCart&UID=resellid&PW=resellpw&ResponseType=XML&ProductType=RichContentFreeTrial&EmailAddress=EndUserEmailAddress@example.com&Quantity=1>
- 2.) Submit the items in the cart as an order:
<https://resellertest.enom.com/interface.asp?Command=InsertNewOrder&UID=resellid&PW=resellpw&ResponseType=XML>
- 3.) Find the Subscription ID for a single RichContent subscription (from a list of RichContent subscriptions in one domain name account):
https://resellertest.enom.com/interface.asp?Command=RC_GetSubscriptions&UID=resellid&PW=resellpw&ResponseType=XML
- 4.) Associate a domain name with a RichContent subscription:
https://resellertest.enom.com/interface.asp?Command=RC_SetSubscriptionDomain&UID=resellid&PW=resellpw&ResponseType=XML&SubscriptionID=2757&SourceDomain=www.example.com
- 5.) Display the RichContent subscription details to make sure the change was successful:
https://resellertest.enom.com/interface.asp?Command=RC_GetSubscriptionDetails&UID=resellid&PW=resellpw&ResponseType=XML&SubscriptionID=2757

Here are some helper commands that you might find useful while testing:

- Use **GetOrderDetail** to display details of the OrderID you receive from **PurchaseServices** or **InsertNewOrder**:
<https://resellertest.enom.com/interface.asp?Command=GetOrderDetail&UID=resellid&PW=resellpw&ResponseType=XML&OrderID=157475301>

- Use **GetOrderList** to list all the orders in your account:
<https://resellertest.enom.com/interface.asp?Command=GetOrderList&UID=resellid&PW=resellpw&ResponseType=XML>
- Optionally, use **PurchasePreview** between AddToCart and InsertNewOrder to preview your purchase:
<https://resellertest.enom.com/interface.asp?Command=PurchasePreview&UID=resellid&PW=resellpw&ResponseType=XML>
- Use **GetCartContent** to list the contents of your shopping cart, with the status of each:
<https://resellertest.enom.com/interface.asp?Command=GetCartContent&UID=resellid&PW=resellpw&ResponseType=XML>
- Use **DeleteFromCart** to empty your shopping cart:
<https://resellertest.enom.com/interface.asp?Command=DeleteFromCart&UID=resellid&PW=resellpw&ResponseType=XML&EmptyCart=on>

Reference: API Commands

The following API commands have been created or modified to support the RichContent product:

- RC_CancelSubscription
- RC_FreeTrialCheck
- RC_GetLoginToken
- RC_GetSubscriptionDetails
- RC_GetSubscriptions
- RC_ResetPassword
- RC_SetBillingCycle
- RC_SetPassword
- RC_SetSubscriptionDomain
- RC_SetSubscriptionName
- AddToCart
- PurchaseServices
- UpdateAccountPricing
- SetResellerServicesPricing
- GetSubaccountDetails

Notes:

The RichContent test control panel is at test.richcontentwidget.com.

The RichContent production control panel is at richcontentwidget.com.

Below is the comprehensive documentation of the RichContent API commands:

RC_CancelSubscription

Description

Definition

Cancel a RichContent subscription.

Usage

Use this command to cancel a RichContent subscription.

Availability

All resellers have access to this command.

Implementation on eNom.com

Log on to resellertest.enom.com with Login ID `resellid`, password `resellpw`.

Constraints

The query must meet the following requirements:

- The login ID and password must be valid.
- The RichContent subscription must be associated with this domain name account.

Input parameters

Build the query string using this syntax:

http://resellertest.enom.com/interface.asp?command=nameofcommand&uid=yourloginid&pw=yourpassword¶mname=paramvalue&nextparamname=nextparamvalue

Param name	Obligation	Definition	Max size
UID	Required	Account login ID	20
PW	Required	Account password	20
SubscriptionID	Required	Identification number for the RichContent subscription that is being cancelled. To retrieve SubscriptionID values, use the RC_GetSubscriptions command	10
ReasonID	Required to cancel a subscription	Reason for cancelling. Permitted values are: 1 No longer Needed 2 Not as expected 3 Price/Value 4 Technical Issue 5 Support Issues 6 Unsupported Functionality 7 Other reason not listed	1

Param name	Obligation	Definition	Max size
Comments	Required to cancel a subscription	User-supplied text explaining cancellation	250
UndoCancellation	Required to undo a cancellation	Rescind a cancellation request. Supply UndoCancellation=true to undo a cancellation request on a RichContent subscription	5
ResponseType	Optional	Format of response. Options are Text (default), HTML, or XML.	4

Returned parameters and values

Param name	Definition
Success	Success result of this query
ResultCode	Success code of this query
ResultText	Success status of this query, corresponding to the ResultCode value
Command	Name of command executed
ErrCount	The number of errors if any occurred. If greater than 0 check the Err(1 to ErrCount) values.
ErrX	Error messages explaining the failure. These can be presented as is back to the client.
Done	True indicates this entire response has reached you successfully.

Notes

- The default response format is plain text. To receive the response in HTML or XML format, send **ResponseType=HTML** or **ResponseType=XML** in your request.
- Check the return parameter **ErrCount**. If greater than 0 the transaction failed. The parameter **Err(ErrCount)** can be presented to the client. Otherwise process the returned parameters as defined above.

Example

The following query cancels a RichContent subscription and sends the response in XML format:

```
http://resellertest.enom.com/interface.asp?command=RC_CancelSubscription&
uid=resellid&pw=resellpw&SubscriptionID=2811&ReasonID=1&
Comments=No%20longer%20needed&responsetype=xml
```

In the response, a **Success** value **True** indicates that the query was successful:

```
<?xml version="1.0" ?>
<interface-response>
<Success>True</Success>
<ResultCode>1</ResultCode>
<ResultText>Success</ResultText>
<Command>RC_CANCELSUBSCRIPTION</Command>
<Language>eng</Language>
<ErrCount>0</ErrCount>
<ResponseCount>0</ResponseCount>
<MinPeriod />
<MaxPeriod>10</MaxPeriod>
<Server>sjl21wresellt02</Server>
<Site>enom</Site>
```

```
<IsLockable />
<IsRealTimeTLD />
<TimeDifference> +0.00</TimeDifference>
<ExecTime>0.125</ExecTime>
<Done>true</Done>
<debug />
<TrackingKey>125ceacc-814c-4cc1-94f2-b18f77bd1a91</TrackingKey>
</interface-response>
```

Related commands

[RC_FreeTrialCheck](#)
[RC_GetSubscriptionDetails](#)
[RC_GetSubscriptions](#)
[RC_ResetPassword](#)
[RC_SetBillingCycle](#)
[RC_SetPassword](#)
[RC_SetSubscriptionDomain](#)
[RC_SetSubscriptionName](#)

RC_FreeTrialCheck

Description

Definition

Validate whether an email address is eligible for a free trial of RichContent.

Usage

Use this command to validate whether an email address is eligible for a free trial of RichContent.

To be eligible, the email must never have been used for a RichContent subscription.

Availability

All resellers have access to this command.

Implementation on eNom.com

This command is not implemented on enom.com.

Constraints

The query must meet the following requirements:

- The login ID and password must be valid.

Input parameters

Build the query string using this syntax:

http://resellertest.enom.com/interface.asp?command=nameofcommand&uid=yourloginid&pw=yourpassword¶mname=paramvalue&nextparamname=nextparamvalue

Param name	Obligation	Definition	Max size
UID	Required	Account login ID	20
PW	Required	Account password	20
Email	Required	Email for which you want a RichContent free trial	128
ResponseType	Optional	Format of response. Options are Text (default), HTML , or XML .	4

Returned parameters and values

Param name	Definition
FreeTrialOK	Is this email address eligible for a free trial of RichContent?
Command	Name of command executed

Param name	Definition
ErrCount	The number of errors if any occurred. If greater than 0 check the Err(1 to ErrCount) values.
ErrX	Error messages explaining the failure. These can be presented as is back to the client.
Done	True indicates this entire response has reached you successfully.

Notes

- The default response format is plain text. To receive the response in HTML or XML format, send **ResponseType=HTML** or **ResponseType=XML** in your request.
- Check the return parameter **ErrCount**. If greater than 0 the transaction failed. The parameter **Err(ErrCount)** can be presented to the client. Otherwise process the returned parameters as defined above.

Example

The following query checks whether a RichContent free trial is available for a domain name, and sends the response in XML format:

```
http://resellertest.enom.com/interface.asp?Command=RC_FreeTrialCheck&uid=resellid&pw=resellpw&email=john.doe@example.com&responsetype=xml
```

The response is as follows:

```
<?xml version="1.0" ?>
<interface-response>
  <FreeTrialOK>True</FreeTrialOK>
  <Command>RC_FREETRIALCHECK</Command>
  <Language>eng</Language>
  <ErrCount>0</ErrCount>
  <ResponseCount>0</ResponseCount>
  <MinPeriod />
  <MaxPeriod>10</MaxPeriod>
  <Server>sjl21wresellt02</Server>
  <Site>enom</Site>
  <IsLockable />
  <IsRealTimeTLD />
  <TimeDifference>+0.00</TimeDifference>
  <ExecTime>0.922</ExecTime>
  <Done>true</Done>
  <debug />
  <TrackingKey>ef83bfb0-7284-49c6-be11-3671f7280e57</TrackingKey>
</interface-response>
```

Related commands

[RC_GetSubscriptionDetails](#)
[RC_GetSubscriptions](#)
[RC_ResetPassword](#)
[RC_SetBillingCycle](#)
[RC_SetPassword](#)
[RC_SetSubscriptionDomain](#)
[RC_SetSubscriptionName](#)

RC_GetLoginToken

Description

Definition

Retrieve the URL for the RichContent control panel.

Usage

Use this command to retrieve the URL for the RichContent control panel. Using this command allows your customers to instantly link to the control panel to integrate the RichContent into their sites without interruption.

Using this command logs your customers in to RichContentWidget.com as a branded site. If you prefer to build your own custom-branded control panel, contact your reseller sales representative.

Availability

All resellers have access to this command.

Implementation on eNom.com

Log on to **resellertest.enom.com** with Login ID **resellid**, password **resellpw**.

<https://enom.staging.local/richcontent/manage.aspx>

The Login to the control panel link launches the RC_GetLoginToken command.

Constraints

The query must meet the following requirements:

- The login ID and password must be valid.
- The RichContent account must belong to this login ID.

Input parameters

Build the query string using this syntax:

http://resellertest.enom.com/interface.asp?command=nameofcommand&uid=yourloginid&pw=yourpassword¶mname=paramvalue&nextparamname=nextparamvalue

Param name	Obligation	Definition	Max size
UID	Required	Account login ID	20
PW	Required	Account password	20
Email	Either Email or PublisherID is Required	Email address associated with this RichContent account	
PublisherID	Either Email or PublisherID is Required	Identificaton number of the email address associated with this RichContent account. To retrieve this number, use the RC_GetSubscriptions command.	
ResponseType	Optional	Format of response. Options are Text (default), HTML , or XML .	4

Returned parameters and values

Param name	Definition
RichContentToken	Login token for the RichContent control panel
Command	Name of command executed
ErrCount	The number of errors if any occurred. If greater than 0 check the Err(1 to ErrCount) values.
ErrX	Error messages explaining the failure. These can be presented as is back to the client.
Done	True indicates this entire response has reached you successfully.

Notes

- The default response format is plain text. To receive the response in HTML or XML format, send **ResponseType=HTML** or **ResponseType=XML** in your request.
- Check the return parameter **ErrCount**. If greater than 0 the transaction failed. The parameter **Err(ErrCount)** can be presented to the client. Otherwise process the returned parameters as defined above.

Example

The following query retrieves a RichContent login token and sends the response in XML format:

```
http://resellertest.enom.com/interface.asp?command=RC_GetLoginToken&uid=resellid&pw=resellpw&PublisherID=208&responsetype=xml
```

The response is as follows:

```
<?xml version="1.0" ?>
<interface-response>
  <RichContentToken>
    <![CDATA[ http://www.richcontentwidget.com/default.aspx?h=
      A9CE979D85989985989A9A938A9B909E9F909F9E8AF8E78CCB97CFC
      4CEDFD9CFD8CFC7CBC3C6CBCECED8CFD9D9EACFD2CBC7DAC6CF84C9
      C5C78CDF97CB9F9B9FCBCC9CCB87C993C9CE879E9998CB8792939DC
      9879ECCCB929BCF92999F9E9D9D8CDE979A8CCF97CFC4CEDFD9CFD8
      CFC7CBC3C6CBCECED8CFD9D9EACFD2CBC7DAC6CF84C9C5C78CC2979
      D9DCB9FC9C892CE9E98C9929298C89993C99D99C8999E93CBCC989D
      9DCB9BCF  ]]>
  </RichContentToken>
  <Command>RC_GETLOGINTOKEN</Command>
  <Language>eng</Language>
  <ErrCount>0</ErrCount>
  <ResponseCount>0</ResponseCount>
  <MinPeriod />
  <MaxPeriod>10</MaxPeriod>
  <Server>sjl21wresell01</Server>
  <Site>enom</Site>
  <IsLockable />
  <IsRealTimeTLD />
  <TimeDifference>+0.00</TimeDifference>
  <ExecTime>0.719</ExecTime>
  <Done>true</Done>
  <debug />
  <TrackingKey>e589d86a-d789-4fad-90a0-7fa51d53dd99</TrackingKey>
</interface-response>
```

Related commands

[RC_GetSubscriptionDetails](#)
[RC_ResetPassword](#)
[RC_SetPassword](#)
[RC_SetSubscriptionDomain](#)
[RC_SetSubscriptionName](#)

RC_GetSubscriptionDetails

Description

Definition

Retrieve information on one RichContent subscription.

Usage

Use this command to retrieve information on one RichContent subscription.

Availability

All resellers have access to this command.

Implementation on eNom.com

This command is not implemented on enom.com.

Constraints

The query must meet the following requirements:

- The login ID and password must be valid.
- The SubscriptionID must be for a RichContent subscription in this domain name account.

Input parameters

Build the query string using this syntax:

http://resellertest.enom.com/interface.asp?command=nameofcommand&uid=yourloginid&pw=yourpassword¶mname=paramvalue&nextparamname=nextparamvalue

Param name	Obligation	Definition	Max size
UID	Required	Account login ID	20
PW	Required	Account password	20
SubscriptionID	Required	Identification number for this RichContent subscription. To retrieve this value, use the RC_GetSubscriptions command	10
ResponseType	Optional	Format of response. Options are Text (default), HTML , or XML .	4

Returned parameters and values

Param name	Definition
SubscriptionName	User-configurable "friendly" name associated with this RichContent subscription
DomainName	Domain name associated with this RichContent subscription

Param name	Definition
Email	Email address associated with this RichContent subscription
Password	Password for logging into the management console—richcontent.pluck.com—to manage this RichContent subscription
NextBillingDate	Next billing date for this RichContent subscription
BillingCycle	Duration in months of the current billing period
NextBillingCycle	Duration in months of next billing period
Status	Status of this RichContent subscription
PublisherID	Identification number for this email address in our records of RichContent subscriptions
DateCreated	Date the customer originally created this RichContent subscription
Command	Name of command executed
ErrCount	The number of errors if any occurred. If greater than 0 check the Err(1 to ErrCount) values.
ErrX	Error messages explaining the failure. These can be presented as is back to the client.
Done	True indicates this entire response has reached you successfully.

Notes

- The default response format is plain text. To receive the response in HTML or XML format, send **ResponseType=HTML** or **ResponseType=XML** in your request.
- Check the return parameter **ErrCount**. If greater than 0 the transaction failed. The parameter **Err(ErrCount)** can be presented to the client. Otherwise process the returned parameters as defined above.

Example

The following query retrieves details for one RichContent subscription and sends the response in **XML** format:

```
http://resellertest.enom.com/interface.asp?command=RC_GetSubscriptionDetails&
uid=resellid&pw=resellpw&SubscriptionID=1817&responsetype=xml
```

In the response, subscription information and an **ErrCount** value **0** indicate that the query was successful:

```
<?xml version="1.0" ?>
<interface-response>
  <SubscriptionDetails>
    <SubscriptionName>RC156-1</SubscriptionName>
    <DomainName>steve422-2.com</DomainName>
    <Email>steve422@resellerdocs.com</Email>
    <Password>ef1a315e</Password>
    <NextBillingDate>6/17/2011</NextBillingDate>
    <BillingCycle />
    <NextBillingCycle />
    <Status>Enabled</Status>
    <PublisherID>156</PublisherID>
    <DateCreated>6/17/2009</DateCreated>
  </SubscriptionDetails>
  <Command>RC_GETSUBSCRIPTIONDETAILS</Command>
  <Language>eng</Language>
  <ErrCount>0</ErrCount>
  <ResponseCount>0</ResponseCount>
  <MinPeriod />
  <MaxPeriod>10</MaxPeriod>
  <Server>sjl21wresellt02</Server>
  <Site>enom</Site>
```

```
<IsLockable />
<IsRealTimeTLD />
<TimeDifference>+0.00</TimeDifference>
<ExecTime>1.016</ExecTime>
<Done>true</Done>
<debug>
  <![CDATA[ ]]>
</debug>
<TrackingKey>b93d0d57-864b-438d-b6e4-abd269ec9b03</TrackingKey>
</interface-response>
```

Related commands

[RC_GetSubscriptions](#)

[RC_SetSubscriptionDomain](#)

RC_GetSubscriptions

Description

Definition

Retrieve a list of RichContent subscriptions for a domain name account.

Usage

Use this command to retrieve a list of RichContent subscriptions for an account.

Availability

All resellers have access to this command.

Implementation on eNom.com

Log on to **resellertest.enom.com** with Login ID **resellid**, password **resellpw**.

<https://enom.staging.local/richcontent/manage.aspx>

The RC_GetSubscriptions command populates the table on this page.

Constraints

The query must meet the following requirements:

- The login ID and password must be valid.

Input parameters

Build the query string using this syntax:

<http://resellertest.enom.com/interface.asp?command=nameofcommand&uid=yourloginid&pw=yourpassword¶mname=paramvalue&nextparamname=nextparamvalue>

Param name	Obligation	Definition	Max size
UID	Required	Account login ID	20
PW	Required	Account password	20
SortBy	Optional; default is SubscriptionName	Sort so that response is ordered by the values of this parameter. Permitted values are: SubscriptionName Status NextBillingDate Email DomainName	16
SortOrder	Optional; default is Asc	Send sorted response in ascending or descending order. Permitted values are: Asc Desc	4

Param name	Obligation	Definition	Max size
Status	Optional; if omitted, all statuses are returned	Filter so that list includes only one subscription status. Permitted values are: Service Active Service Disabled Pending Cancellation Policy Violation	15
EmailSearchTerm	Optional	Filter so that the list includes only subscriptions with this string in their email addresses	272
StartPosition	Optional; default is 1	In the sorted list, which item to start with in this set of returns. Permitted values are integers.	
RecordsToReturn	Optional; default is 25	How many items to return in this response. Permitted values are integers.	
ResponseType	Optional	Format of response. Options are Text (default), HTML , or XML .	4

Returned parameters and values

Param name	Definition
PublisherID	Identification number for this email address in our records of RichContent subscriptions
SubscriptionID	Identification number for this RichContent subscription
Email	Email address associated with this PublisherID value
DomainName	Domain name associated with this RichContent subscription
SubscriptionName	User-configurable display name associated with this RichContent subscription
Status	Status of this RichContent subscription. Possible values: 1 Service Active 2 Service Disabled 3 Pending Cancellation 4 Policy Violation
NextBillingDate	Next billing date for this RichContent subscription
Command	Name of command executed
ErrCount	The number of errors if any occurred. If greater than 0 check the Err(1 to ErrCount) values.
ErrX	Error messages explaining the failure. These can be presented as is back to the client.
Done	True indicates this entire response has reached you successfully.

Notes

- The default response format is plain text. To receive the response in HTML or XML format, send **ResponseType=HTML** or **ResponseType=XML** in your request.
- Check the return parameter **ErrCount**. If greater than 0 the transaction failed. The parameter **Err(ErrCount)** can be presented to the client. Otherwise process the returned parameters as defined above.

Example

The following query retrieves a list of RichContent subscriptions for this domain name account, and sends the response in XML format:

```
http://resellertest.enom.com/interface.asp?command=RC_GetSubscriptions&uid=resellid&pw=resellpw&responsetype=xml
```

In the response, a list of **Subscriptions** and an **ErrCount** value **0** indicate that the query was successful:

```
<?xml version="1.0" ?>
<interface-response>
  <Subscriptions>
    <Subscription>
      <PublisherID>100</PublisherID>
      <SubscriptionID>1746</SubscriptionID>
      <Email>steve414@resellerdocs.com</Email>
      <DomainName>fido.cats.myfavdomain414-1.com</DomainName>
      <SubscriptionName>RC100-1</SubscriptionName>
      <Status>Enabled</Status>
      <NextBillingDate />
    </Subscription>
    <Subscription>
      <PublisherID>101</PublisherID>
      <SubscriptionID>1747</SubscriptionID>
      <Email>steve415@resellerdocs.com</Email>
      <DomainName>fido.cats.myfavdomain415-1.com</DomainName>
      <SubscriptionName>RC101-1</SubscriptionName>
      <Status>Enabled</Status>
      <NextBillingDate />
    </Subscription>
    <Subscription>
      <PublisherID>102</PublisherID>
      <SubscriptionID>1748</SubscriptionID>
      <Email>steve416@resellerdocs.com</Email>
      <DomainName>fido.cats.myfavdomain416-1.com</DomainName>
      <SubscriptionName>RC102-1</SubscriptionName>
      <Status>Enabled</Status>
      <NextBillingDate />
    </Subscription>
    .
    .
    .
    <TotalCount>17</TotalCount>
  </Subscriptions>
  <Command>RC_GETSUBSCRIPTIONS</Command>
  <Language>eng</Language>
  <ErrCount>0</ErrCount>
  <ResponseCount>0</ResponseCount>
  <MinPeriod />
  <MaxPeriod>10</MaxPeriod>
  <Server>sjl21wresell01</Server>
  <Site>enom</Site>
  <IsLockable />
  <IsRealTimeTLD />
  <TimeDifference>+0.00</TimeDifference>
  <ExecTime>0.188</ExecTime>
  <Done>true</Done>
  <debug />
  <TrackingKey>80f3b325-4694-4038-bb9b-8b641d69a932</TrackingKey>
</interface-response>
```

Related commands

[RC_CancelSubscription](#)
[RC_FreeTrialCheck](#)
[RC_GetSubscriptionDetails](#)
[RC_ResetPassword](#)
[RC_SetBillingCycle](#)
[RC_SetPassword](#)
[RC_SetSubscriptionDomain](#)
[RC_SetSubscriptionName](#)

RC_ResetPassword

Description

Definition

When the customer has forgotten their password, create a new password and email it to the email address associated with this RichContent subscription.

Usage

Use this command when a customer has forgotten the password to their RichContent control panel. This command generates a new password and emails it to the customer.

Availability

All resellers have access to this command.

Implementation on eNom.com

This command is not implemented on enom.com.

Constraints

The query must meet the following requirements:

- The login ID and password must be valid.
- The RichContent identification number must be associated with this domain name account.

Input parameters

Build the query string using this syntax:

http://resellertest.enom.com/interface.asp?command=nameofcommand&uid=yourloginid&pw=yourpassword¶mname=paramvalue&nextparamname=nextparamvalue

Param name	Obligation	Definition	Max size
UID	Required	Account login ID	20
PW	Required	Account password	20
PublisherID	Required	Identification number	10
ResponseType	Optional	Format of response. Options are Text (default), HTML, or XML.	4

Returned parameters and values

Param name	Definition
Success	Success result of this query
ResultCode	Success code of this query

Param name	Definition
ResultText	Success status of this query, corresponding to the ResultCode value
Command	Name of command executed
ErrCount	The number of errors if any occurred. If greater than 0 check the Err(1 to ErrCount) values.
ErrX	Error messages explaining the failure. These can be presented as is back to the client.
Done	True indicates this entire response has reached you successfully.

Notes

- The default response format is plain text. To receive the response in HTML or XML format, send **ResponseType=HTML** or **ResponseType=XML** in your request.
- Check the return parameter **ErrCount**. If greater than 0 the transaction failed. The parameter **Err(ErrCount)** can be presented to the client. Otherwise process the returned parameters as defined above.

Example

The following query generates a new password and sends it to the customer, and sends the response in XML format:

```
http://resellertest.enom.com/interface.asp?command=RC_ResetPassword&uid=resellid&pw=resellpw&PublisherID=207&responsetype=xml
```

In the response, the **Success** value **True** indicates that the query was successful:

```
<?xml version="1.0" ?>
<interface-response>
  <Success>True</Success>
  <ResultCode>1</ResultCode>
  <ResultText>Success</ResultText>
  <Command>RC_RESETPASSWORD</Command>
  <Language>eng</Language>
  <ErrCount>0</ErrCount>
  <ResponseCount>0</ResponseCount>
  <MinPeriod />
  <MaxPeriod>10</MaxPeriod>
  <Server>sjl21wresellt02</Server>
  <Site>enom</Site>
  <IsLockable />
  <IsRealTimeTLD />
  <TimeDifference>+0.00</TimeDifference>
  <ExecTime>1.781</ExecTime>
  <Done>true</Done>
  <debug />
  <TrackingKey>3096ccd5-b654-4df1-b1a5-156594578eda</TrackingKey>
</interface-response>
```

Related commands

[RC_GetSubscriptionDetails](#)
[RC_GetSubscriptions](#)
[RC_SetPassword](#)
[RC_SetSubscriptionDomain](#)
[RC_SetSubscriptionName](#)

RC_SetBillingCycle

Description

Definition

Specify the billing cycle for a RichContent subscription.

Usage

Specify the billing cycle for a RichContent subscription. This command also allows you to choose whether to bill now for the new billing cycle or wait until the next posted billing date.

Availability

All resellers have access to this command.

Implementation on eNom.com

This command is not implemented on enom.com.

Constraints

The query must meet the following requirements:

- The login ID and password must be valid.
- The RichContent subscription must be associated with this domain name account.

Input parameters

Build the query string using this syntax:

http://resellertest.enom.com/interface.asp?command=nameofcommand&uid=yourloginid&pw=yourpassword¶mname=paramvalue&nextparamname=nextparamvalue

Param name	Obligation	Definition	Max size
UID	Required	Account login ID	20
PW	Required	Account password	20
SubscriptionID	Required	Identification number of this RichContent subscription. To retrieve SubscriptionID values, use the RC_GetSubscriptions command	10

Param name	Obligation	Definition	Max size
Months	Required	Duration of billing cycle. Permitted values are 1, 3, 6, and 12	2
PayNow	Optional; default is False	Does customer want to pay for this immediately? PayNow=True allows customer to pay immediately for a change that will go into effect on the next billing date. PayNow=False submits the change request to be effective for the next billing cycle, and charges for the change on the next billing date.	5
ResponseType	Optional	Format of response. Options are Text (default), HTML , or XML .	4

Returned parameters and values

Param name	Definition
Success	Success result of this query
ResultCode	Success code of this query
ResultText	Success status of this query, corresponding to the ResultCode value
Command	Name of command executed
ErrCount	The number of errors if any occurred. If greater than 0 check the Err(1 to ErrCount) values.
ErrX	Error messages explaining the failure. These can be presented as is back to the client.
Done	True indicates this entire response has reached you successfully.

Notes

- The default response format is plain text. To receive the response in HTML or XML format, send **ResponseType=HTML** or **ResponseType=XML** in your request.
- Check the return parameter **ErrCount**. If greater than **0** the transaction failed. The parameter **Err(ErrCount)** can be presented to the client. Otherwise process the returned parameters as defined above.

Example

The following query sets the billing cycle for a RichContent subscription to 12 months, and sends the response in XML format:

```
http://resellertest.enom.com/interface.asp?command=RC_SetBillingCycle&
uid=resellid&pw=resellpw&SubscriptionID=2812&Months=12&responsetype=xml
```

In the response, a **Success** value **True** indicates that the query was successful:

```
<?xml version="1.0" ?>
<interface-response>
  <Success>True</Success>
  <ResultCode>1</ResultCode>
  <ResultText>Success</ResultText>
  <Command>RC_SETBILLINGCYCLE</Command>
  <Language>eng</Language>
  <ErrCount>0</ErrCount>
  <ResponseCount>0</ResponseCount>
  <MinPeriod />
  <MaxPeriod>10</MaxPeriod>
```

```
<Server>sjl21wresellt02</Server>  
<Site>enom</Site>  
<IsLockable />  
<IsRealTimeTLD />  
<TimeDifference>+0.00</TimeDifference>  
<ExecTime>0.141</ExecTime>  
<Done>true</Done>  
<debug />  
<TrackingKey>651aca03-b767-488e-aab9-d969c431c584</TrackingKey>  
</interface-response>
```

Related commands

[RC_CancelSubscription](#)
[RC_FreeTrialCheck](#)
[RC_GetSubscriptionDetails](#)
[RC_GetSubscriptions](#)
[RC_ResetPassword](#)
[RC_SetPassword](#)
[RC_SetSubscriptionDomain](#)
[RC_SetSubscriptionName](#)

RC_SetPassword

Description

Definition

Set a user-specified password for all RichContent subscriptions associated with one email address.

Usage

Use this command to set a user-specified password for the RichContent subscriptions associated with one email address.

Availability

All resellers have access to this command.

Implementation on eNom.com

This command is not implemented on enom.com.

Constraints

The query must meet the following requirements:

- The login ID and password must be valid.
- The RichContent subscriptions must be associated with this domain name account.

Input parameters

Build the query string using this syntax:

http://resellertest.enom.com/interface.asp?command=nameofcommand&uid=yourloginid&pw=yourpassword¶mname=paramvalue&nextparamname=nextparamvalue

Param name	Obligation	Definition	Max size
UID	Required	Account login ID	20
PW	Required	Account password	20
PublisherID	Required	Identification number for all RichContent subscriptions that use the same email address. To retrieve the PublisherID value, use the RC_GetSubscriptions command. Permitted values are integers	10
CurrentPassword	Required	Current password of this PublisherID	20
NewPassword	Required	New password of this PublisherID . Permitted values are alphanumeric and 6 to 20 characters in length	20
ResponseType	Optional	Format of response. Options are Text (default), HTML , or XML .	4

Returned parameters and values

Param name	Definition
Success	Success result of this query
ResultCode	Success code of this query
ResultText	Success status of this query, corresponding to the ResultCode value
Command	Name of command executed
ErrCount	The number of errors if any occurred. If greater than 0 check the Err(1 to ErrCount) values.
ErrX	Error messages explaining the failure. These can be presented as is back to the client.
Done	True indicates this entire response has reached you successfully.

Notes

- The default response format is plain text. To receive the response in HTML or XML format, send **ResponseType=HTML** or **ResponseType=XML** in your request.
- Check the return parameter **ErrCount**. If greater than 0 the transaction failed. The parameter **Err(ErrCount)** can be presented to the client. Otherwise process the returned parameters as defined above.

Example

The following query changes the password for the set of RichContent subscriptions that are associated with a single email address, and sends the response in XML format:

```
http://resellertest.enom.com/interface.asp?command=RC_SetPassword&
uid=resellid&pw=resellpw&PublisherID=207&CurrentPassword=asdadaf&
NewPassword=NewPassword207&responsetype=xml
```

In the response, a **Success** value **True** indicates that the query was successful:

```
<?xml version="1.0" ?>
<interface-response>
<Success>True</Success>
<ResultCode>1</ResultCode>
<ResultText>Success</ResultText>
<Command>RC_SETPASSWORD</Command>
<Language>eng</Language>
<ErrCount>0</ErrCount>
<ResponseCount>0</ResponseCount>
<MinPeriod />
<MaxPeriod>10</MaxPeriod>
<Server>sjl21wresellt02</Server>
<Site>enom</Site>
<IsLockable />
<IsRealTimeTLD />
<TimeDifference>+0.00</TimeDifference>
<ExecTime>1.188</ExecTime>
<Done>true</Done>
<debug />
<TrackingKey>f1b43428-86e3-4d13-8455-36274e2d5701</TrackingKey>
</interface-response>
```

Related commands

[RC_GetSubscriptionDetails](#)
[RC_GetSubscriptions](#)
[RC_ResetPassword](#)
[RC_SetSubscriptionDomain](#)
[RC_SetSubscriptionName](#)

RC_SetSubscriptionDomain

Description

Definition

Associate a domain name with a RichContent subscription.

Usage

Use this command to associate a domain name with a RichContent subscription.

Availability

All resellers have access to this command.

Implementation on eNom.com

This command is not implemented on enom.com.

Constraints

The query must meet the following requirements:

- The login ID and password must be valid.
- The RichContent subscription must be part of this domain name account.
- Our system does not validate for the existence of the source domain.

Input parameters

Build the query string using this syntax:

http://resellertest.enom.com/interface.asp?command=nameofcommand&uid=yourloginid&pw=yourpassword¶mname=paramvalue&nextparamname=nextparamvalue

Param name	Obligation	Definition	Max size
UID	Required	Account login ID	20
PW	Required	Account password	20
SubscriptionID	Required	Identification number for this RichContent subscription. To retrieve this value, use the RC_GetSubscriptions command	10
SourceDomain	Required	Domain name, with host records, to associate with this RichContent account. Permitted format is <i>host.sld.tld</i>	272
ResponseType	Optional	Format of response. Options are Text (default), HTML , or XML .	4

Returned parameters and values

Param name	Definition
Success	Success status of this query
ResultCode	Result code for this query
ResultText	Result of this query; this text corresponds to the result code
Command	Name of command executed
ErrCount	The number of errors if any occurred. If greater than 0 check the Err(1 to ErrCount) values.
ErrX	Error messages explaining the failure. These can be presented as is back to the client.
Done	True indicates this entire response has reached you successfully.
TrackingKey	Tracking identifier for this query string, for our logging

Notes

- The default response format is plain text. To receive the response in HTML or XML format, send **ResponseType=HTML** or **ResponseType=XML** in your request.
- Check the return parameter **ErrCount**. If greater than 0 the transaction failed. The parameter **Err(ErrCount)** can be presented to the client. Otherwise process the returned parameters as defined above.

Example

The following query sets the domain for a RichContent subscription and sends the response in XML format:

```
http://resellertest.enom.com/interface.asp?command=RC_SetSubscriptionDomain&
uid=resellid&pw=resellpw&SubscriptionID=1797&SourceDomain=news.yahoo.com&
responsetype=xml
```

In the response, the Success value True indicates that the query was successful:

```
<?xml version="1.0" ?>
<interface-response>
  <Success>True</Success>
  <ResultCode>1</ResultCode>
  <ResultText>Success</ResultText>
  <Command>RC_SETSUBSCRIPTIONDOMAIN</Command>
  <Language>eng</Language>
  <ErrCount>0</ErrCount>
  <ResponseCount>0</ResponseCount>
  <MinPeriod />
  <MaxPeriod>10</MaxPeriod>
  <Server>sjl21wresellt02</Server>
  <Site>enom</Site>
  <IsLockable />
  <IsRealTimeTLD />
  <TimeDifference>+0.00</TimeDifference>
  <ExecTime>1.156</ExecTime>
  <Done>true</Done>
  <debug />
  <TrackingKey>dcc55144-5ce5-4fde-be70-2de051772485</TrackingKey>
</interface-response>
```

Related commands

[RC_GetSubscriptionDetails](#)
[RC_GetSubscriptions](#)

RC_SetSubscriptionName

Description

Definition

Specify a user-created display name for this RichContent subscription.

Usage

Use this command to specify a display name for this RichContent subscription.

Availability

All resellers have access to this command.

Implementation on eNom.com

This command is not implemented on enom.com.

Constraints

The query must meet the following requirements:

- The login ID and password must be valid.
- The RichContent subscription must be associated with this domain name account.
- RichContent subscription names must be unique to this domain name account, but do not need to be unique relative to the entire RichContent system.

Input parameters

Build the query string using this syntax:

http://resellertest.enom.com/interface.asp?command=nameofcommand&uid=yourloginid&pw=yourpassword¶mname=paramvalue&nextparamname=nextparamvalue

Param name	Obligation	Definition	Max size
UID	Required	Account login ID	20
PW	Required	Account password	20
SubscriptionID	Required	Identification number of this RichContent subscription. Permitted values are integers	10
NewSubscriptionName	Required	User-specified display name for this subscription. Must be unique to this domain name account but need not be unique across the entire RichContent system. Permitted values are alphanumeric	200
ResponseType	Optional	Format of response. Options are Text (default), HTML, or XML.	4

Returned parameters and values

Param name	Definition
Success	Success status of this query
ResultCode	Numeric code for success status
ResultText	Text description of success status (corresponds to ResultCode)
Command	Name of command executed
ErrCount	The number of errors if any occurred. If greater than 0 check the Err(1 to ErrCount) values.
ErrX	Error messages explaining the failure. These can be presented as is back to the client.
Done	True indicates this entire response has reached you successfully.

Notes

- The default response format is plain text. To receive the response in HTML or XML format, send **ResponseType=HTML** or **ResponseType=XML** in your request.
- Check the return parameter **ErrCount**. If greater than 0 the transaction failed. The parameter **Err(ErrCount)** can be presented to the client. Otherwise process the returned parameters as defined above.

Example

The following query assigns a new user-specified display name to a RichContent subscription and sends the response in XML format:

```
http://resellertest.enom.com/interface.asp?command=RC_SetSubscriptionName&
uid=resellid&pw=resellpw&SubscriptionID=2721&
NewSubscriptionName=FriendlyName21&responsetype=xml
```

In the response, a **Success** value **True** indicates that the query was successful:

```
<?xml version="1.0" ?>
<interface-response>
<Success>True</Success>
<ResultCode>1</ResultCode>
<ResultText>Success</ResultText>
<Command>RC_SETSUBSCRIPTIONNAME</Command>
<Language>eng</Language>
<ErrCount>0</ErrCount>
<ResponseCount>0</ResponseCount>
<MinPeriod />
<MaxPeriod>10</MaxPeriod>
<Server>sjl21wresellt02</Server>
<Site>enom</Site>
<IsLockable />
<IsRealTimeTLD />
<TimeDifference>+0.00</TimeDifference>
<ExecTime>0.203</ExecTime>
<Done>true</Done>
<debug />
<TrackingKey>8e8ff6af-9c62-49a9-9e5c-7f4fe7bb41a5</TrackingKey>
</interface-response>
```

Related commands

[RC_GetSubscriptionDetails](#)
[RC_GetSubscriptions](#)
[RC_ResetPassword](#)
[RC_SetPassword](#)
[RC_SetSubscriptionDomain](#)

AddToCart

Description

Definition

Add an item to the shopping cart.

Usage

Add an item to the shopping cart.

To purchase items once they are in the shopping cart, use the [InsertNewOrder](#) command.

Availability

All resellers have access to this command.

Implementation on eNom.com

Check the availability of a domain name.

<http://www.enom.com/domains/Register.asp>

On the **register a name** page, the **add to cart** button calls the **AddToCart** command. If the user selects multiple items, clicking the **add to cart** button calls the **AddToCart** command once for each item.

Constraints

The items a user attempts to add to the cart must meet the following requirements:

- If the item is a domain name, use the [Check](#) command to confirm that the name is available.
- The domain names must be valid (see the domain-name constraints under [Check](#)).
- The domain names must use a top-level domain supported by this registrar.
- The number of SLDs must match the number of TLDs.
- There is a limit of 200 items (active plus inactive) in the cart.

Input parameters for RichContent

Use the input parameters in the table below to add RichContent to the cart.

Build the query string using this syntax:

**http://resellertest.enom.com/interface.asp?command=AddToCart&UID=YourLoginID
&PW=YourPassword&SLD=SLDValue&TLD=TLdvalue&ProductType=ProductToAdd&
OptParam1=OptParamValue1&OptParam2=OptParamValue2**

Param name	Obligation	Definition	Max size
UID	Required	Account login ID	20
PW	Required	Account password	20
EndUserIP	Required	End user's IP address. This is used in fraud checking, as part of our order processing service. Use format <i>NNN.NNN.NNN.NNN</i> .	15
ProductType	Required	Type of product to add. For RichContent, values are: RichContent RichContentFreeTrial One RichContent subscription allows you to place content on one host record of one source domain, of the form <i>host.sld.tld</i>	20
Quantity	Optional for RichContent ; default is 1	Billing period, in months, for RichContent . For RichContent , permitted values are 1, 3, 6, or 12. This parameter is not used for RichContentFreeTrial , which automatically converts to monthly billing after the one-month free trial period	2
EmailAddress	Either EmailAddress or PublisherID is Required	Email address of the RichContent customer. An email address can be used for multiple RichContent subscriptions in the same domain name account, but can only be used for a free trial once.	150
PublisherID	Either EmailAddress or PublisherID is Required	Identification number for this email address in our records of RichContent subscriptions. To retrieve this number use the RC_GetSubscriptions command. Permitted values are integers	10
SourceDomain	Optional for RichContent RichContentFreeTrial	Domain name, with host records, to associate with this RichContent subscription. Permitted format is <i>host.sld.tld</i>	272
ClearItems	Optional; you must also add another item to the cart in the same query	Make all items currently in the cart inactive (but keep them in the cart), and add a new item. Permitted value is yes . To reactivate items in the cart that are inactive, use the UpdateCart command.	3
ResponseType	Optional	Format of response. Options are Text (default), HTML , or XML .	4

PurchaseServices

Description

Definition

Purchase, in real time, ID Protect, SSL certificates, POP Email, Web Site Creator, Web hosting, or DNS hosting, services.

The **PurchaseServices** command allows you to purchase one service each time you run the query.

Usage

Use this command to purchase one value-added service in real time, as opposed to going through a shopping cart and our order queue. Most commonly, real-time commands are used by resellers who maintain their own databases.

Our credit card services are available for ID Protect and DNS hosting.

Availability

All resellers have access to this command.

Implementation on eNom.com

Log on to resellertest.enom.com with Login ID **resellid**, password **resellpw**.

<http://resellertest.enom.com/Checkout.asp>

The **PurchaseServices** command is not implemented on www.enom.com. Its functionality is most similar to the combined functionality of [AddToCart](#) and [InsertNewOrder](#). The difference is that [AddToCart](#) and [InsertNewOrder](#) can put multiple items into a shopping cart and then put items selected from that cart into a queue for checkout, whereas the **PurchaseServices** command purchases a single item in real time.

Constraints

The query must meet the following requirements:

- The login ID and password must be valid.
- Some products are available to only some TLDs. For example, ID Protect is not available for .us; Business Listing is available only for .com, .net, and .tv.
- To use our credit card processing (available only for ID Protect, Business Listing, and DNS hosting in the **PurchaseServices** suite of products), this must be an ETP reseller account that has signed a credit card agreement with us.

Input parameters for RichContent

The table below lists input parameters for RichContent.

Build the query string using this syntax:

http://resellertest.enom.com/interface.asp?command=nameofcommand&uid=yourloginid&pw=yourpassword¶mname=paramvalue&nextparamname=nextparamvalue

Param name	Obligation	Definition	Max size
UID	Required	Account login ID	20
PW	Required	Account password	20
Service	Required	Permitted values for RichContent are: RichContent RichContentFreeTrial	15
EmailAddress	Either EmailAddress or PublisherID is Required	Email address of the RichContent customer. An email address can be used for multiple RichContent subscriptions in the same domain name account, but can only be used for a free trial once.	150
PublisherID	Either EmailAddress or PublisherID is Required	Identification number for this email address in our records of RichContent subscriptions. To retrieve this number use the RC_GetSubscriptions command. Permitted values are integers	10
SourceDomain	Optional for RichContent RichContentFreeTrial	Domain name, with host records, to associate with this RichContent subscription. Permitted format is <i>host.sld.tld</i>	272
Quantity	Optional; default is 1	Billing period, in months. For RichContent , permitted values are 1, 3, 6, or 12 . For RichContentFreeTrial , the permitted value is 1 , and the subscription automatically converts to monthly billing after the one-month free trial	2
EmailNotify	Optional; default is 0	Permitted values are 0 and 1 . 1 sends you an email confirmation when a customer makes a purchase using this command.	3
EndUserIP	Required	End user's IP address. This is used in fraud checking, as part of our order processing service. Use format <i>NNN.NNN.NNN.NNN</i> .	15
ResponseType	Optional in all cases	Format of response. Options are Text (default), HTML , or XML .	4

UpdateAccountPricing

New input parameter **RichContent** with permitted values in \$US to a maximum of 5000.00.

SetResellerServicesPricing

New input parameter **RichContent** with permitted values in \$US to a maximum of 5000.00.

GetSubaccountDetails

New return parameters **RichContentTrial** and **RichContent**.